

DUAL ZONE OUTDOOR PIR

MS-12TE

(Dual Zone : Variable Angle up to 90 degrees)

MS-12FE

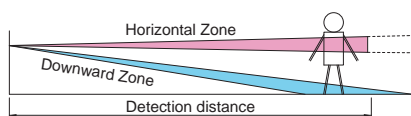
(2 Dual Zones : Variable Angle up to 180 degrees)



DUAL ZONE system reduces false alarms, making outdoor use more reliable !

DUAL ZONE system

This sensor is equipped with a DUAL ZONE system which initiates an alarm only when detection occurs in both horizontal and downward zones simultaneously. No alarm signal is output if only one zone is obstructed by small animals, vehicles etc.



180 degree wide angle coverage (only MS-12FE)

180 degree coverage detection is possible by using both upper and lower sensors in "OR" detection mode.

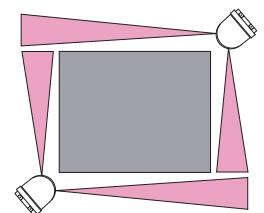
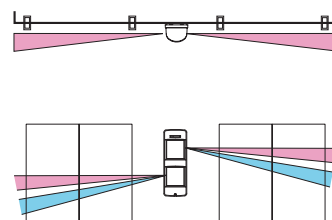
Rain Proof Housing

Rain-proof structure enables outdoor installation. Various mounting position can be chosen such as wall and pole.

Various detection patterns

Perimeter, window or wall detection can be selected by adjusting detection zone with area masking sheet.

MS-12FE equipped with two sensors can cover two perimeters or two windows.

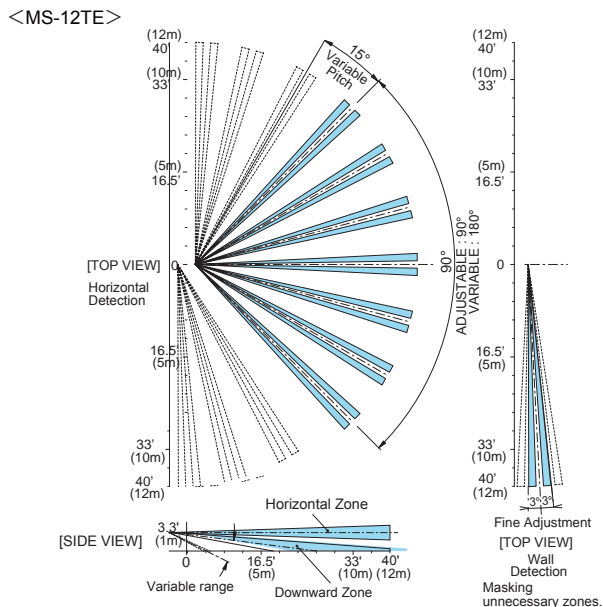


Sensitivity adjustment

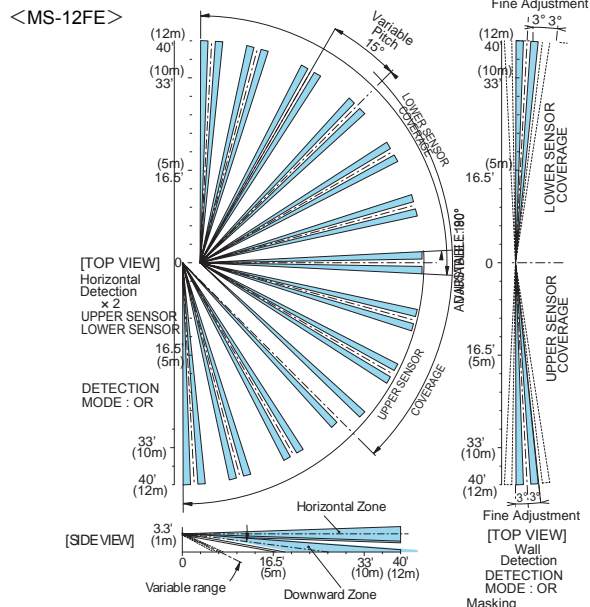
Sensitivity can be adjusted between 30% and 170%.

DUAL ZONE OUTDOOR PIR

DETECTION AREA



Detection distance is set by adjusting the angle of downward zone. Adjustable range 6.6' (2m) to 40' (12m). [10 ranges]



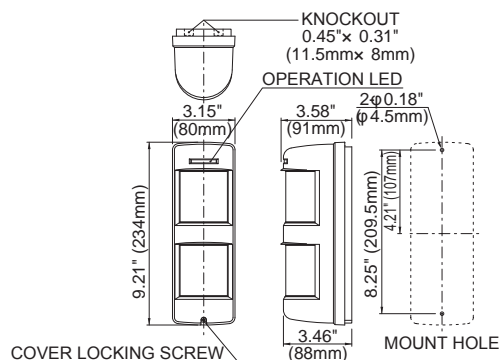
Detection distance is set by adjusting the angle of downward zone. Adjustable range 6.6' (2m) to 40' (12m). [10 ranges]

SPECIFICATIONS

Model	MS-12TE	MS-12FE
Detection system	Passive infrared	
Coverage	When horizontal detection Angle : 90° Detection distance : 40' (12m) Horizontal zone : 7 zones Downward zone : 7 zones	2sets of MS-12TE sensor
Coverage adjustment	Horizontal : ±90° Detection distance : 6.6' to 40' (2 to 12m) (By adjusting vertical angle of downward zone)	
Supply voltage	12 to 30V DC (non-polarity)	
Current consumption	35mA MAX.	40mA MAX.
Alarm output	Dry contact relay output N.C./N.O. selectable Contact capacity : 30V (AC · DC), 0.5A MAX. (Resistive load) Contact operation : Detection time + off delay (2sec. — 5min. approx.)	
Tamper output	Dry contact relay output N/C Contact capacity : 30V (AC/DC), 0.5A MAX. (Resistive load)	
Operation LED	Red LED Blinking at warming up (LED disabled) Lighting at alarm (LED disabled)	
Pulse count settings	once / three times (with a switch)	
Sensitivity adjustment	Approx. 30% (L) - Approx. 170% (H) (By potentiometer)	
Detection mode	AND / OR selectable	
Connection	Terminals	
Ambient temperature	-4° F to +122° F (-20°C to +50°C)	
Mounting position	Indoor / Outdoor	
Weight	13.7oz (390g)	16.5oz (470g)
Appearance	Body : AES resin/Lens : PE resin	
Accessory	Tapping screw : 2 Area masking sheet : 1	Tapping screw : 2 Area masking sheet : 2

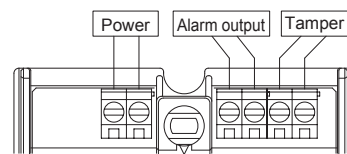
* Specifications and design are subject to change without prior notice.

EXTERNAL DIMENSIONS



TERMINAL CONFIGURATION

- 12V to 30VDC (Non Polarity)
- Power consumption
35mA MAX (MS-12TE)
40mA MAX (MS-12FE)



OPTIONAL

- Wall mount attachment
<BW-24>



- Pole attachment
<BP-22>



Please note : This sensor is designed to detect intrusion and to initiate an alarm; it is not a burglary or a crime preventing device. TAKEX is not responsible for damage, injury or losses caused by accident, theft, Acts of God (including inductive surge by lightning), abuse, misuse, abnormal usage, faulty installation or improper maintenance.

TAKEX

In Japan

Takenaka Engineering Co., Ltd.
83-1, Gojo-sotokan,
Higashino, Yamashina-ku,
Kyoto 607-8156, Japan
Tel : 81-75-501-6651
Fax : 81-75-593-3816
<http://www.takex-eng.co.jp/>

In the U.S.

Takex America Inc.
3350 Montgomery Drive,
Santa Clara,
CA 95054, U.S.A.
Tel : 408-747-0100
Fax : 408-734-1100
<http://www.takex.com>

In Australia

Takex America Inc.
4/15 Howleys Road,
Notting Hill VIC,
3168, Australia
Tel : +61 (03) 9544-2477
Fax : +61 (03) 9543-2342

In the U.K.

Takex Europe Ltd.
Takex House, Aviary Court,
Wade Road, Basingstoke,
Hampshire, RG24 8PE, U.K.
Tel : (+44) 01256-475555
Fax : (+44) 01256-466268
<http://www.takexeurope.com>